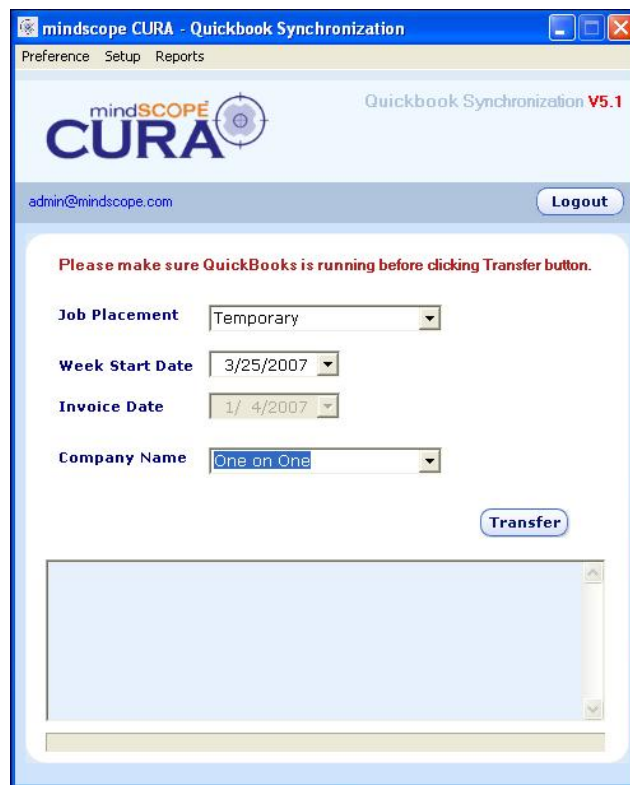


BRIEF DESCRIPTION OF CURA QUICKBOOKS SYNCHRONIZATION

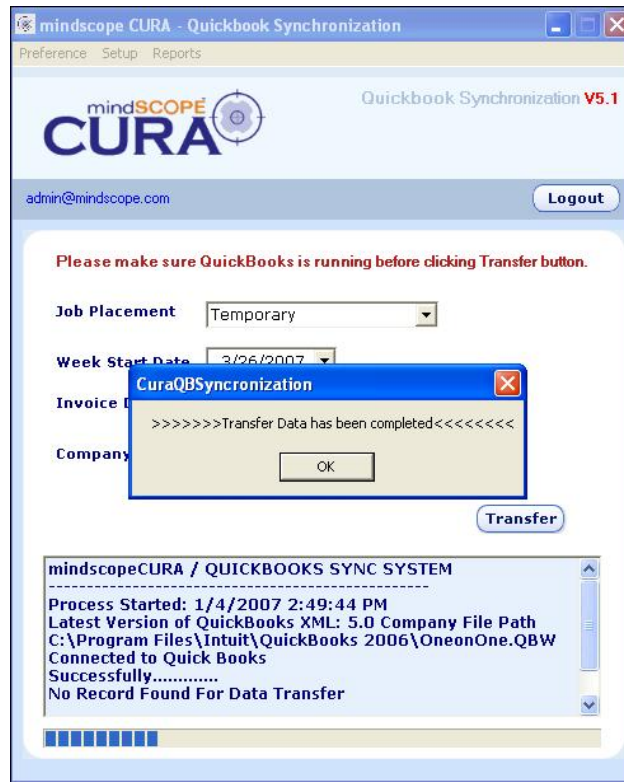
The CURA Quickbooks Synchronization Tool allows the CURA database to communicate with your Quickbooks Application. CURA allows you to enter and maintain timesheet information for candidates and with the CURA Quickbooks Synchronization Tool, you are able to transfer:

- ✚ **Timesheet Information** – Provides the ability to transfer a copy of the timesheets from CURA into Quickbooks.
- ✚ **Pay Rate Information** – Pay Rates specified in the candidates' placement records are automatically transferred into Quickbooks.
- ✚ **Invoice Information** – Invoices are automatically generated in Quickbooks based on the Timesheet and Pay Rate information transferred from CURA.
- ✚ **Pay Cheques Information** – Pay cheques are automatically generated in Quickbooks based on the Timesheet and Pay Rate information transferred from CURA.

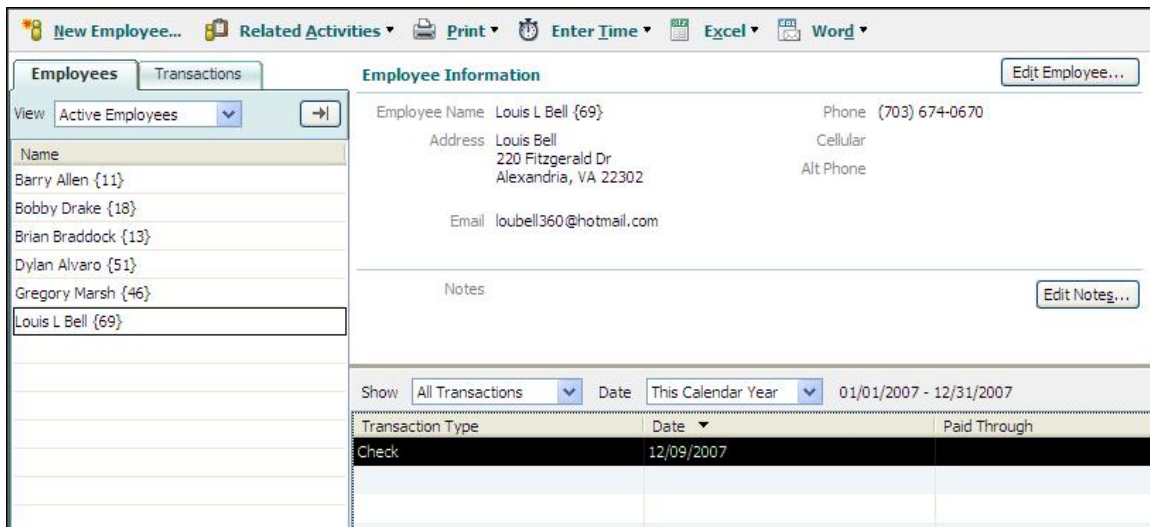


The screenshot shows a web application window titled "mindscope CURA - Quickbook Synchronization". The interface includes a menu bar with "Preference", "Setup", and "Reports". The main header displays the "mindSCOPE CURA" logo and "Quickbook Synchronization V5.1". Below the header, the user is logged in as "admin@mindscope.com" with a "Logout" button. A red warning message states: "Please make sure QuickBooks is running before clicking Transfer button." The form contains four dropdown menus: "Job Placement" (set to "Temporary"), "Week Start Date" (set to "3/25/2007"), "Invoice Date" (set to "1/ 4/2007"), and "Company Name" (set to "One on One"). A "Transfer" button is located below the form fields. A large empty text area is visible at the bottom of the form.

Screenshot of CURA Quickbooks Synchronization Tool



Screenshot of data being transferred from CURA into Quickbooks



Screenshot of Candidate Information transferred from CURA into Quickbooks
(You have the option of transferring candidates from CURA into Quickbooks as Employees or Vendors)

Weekly Timesheet

Name: Louis L. Bell (69)

Week Of: Dec 9 to Dec 15, 2007

Customer:Job	Service Item	Payroll Item	Notes	Su 9	M 10	Tu 11	W 12	Th 13	F 14	Sa 15	Total
Zylon Industries ...	17-9-69-30	Hourly Regular Rate			8:00	7:00	7:30	6:00	8:00		36:30
Zylon Industries ...	17-9-69-30:Hourly Double Ov...	Hourly Double Ove...					1:00		1:00		2:00
Zylon Industries ...	17-9-69-30:Hourly Overtime ...	Hourly Overtime Rate						1:00			1:00
Totals				0:00	8:00	7:00	8:30	7:00	9:00	0:00	39:30

Buttons: Set Date ..., Copy Last Sheet, Save & Close, Save & New, Revert

Copy of Timesheet transferred from CURA into Quickbooks

Create Invoices

Customer: Job Industries {9}:Trainer {30}

Invoice # 4, Date 12/09/2007

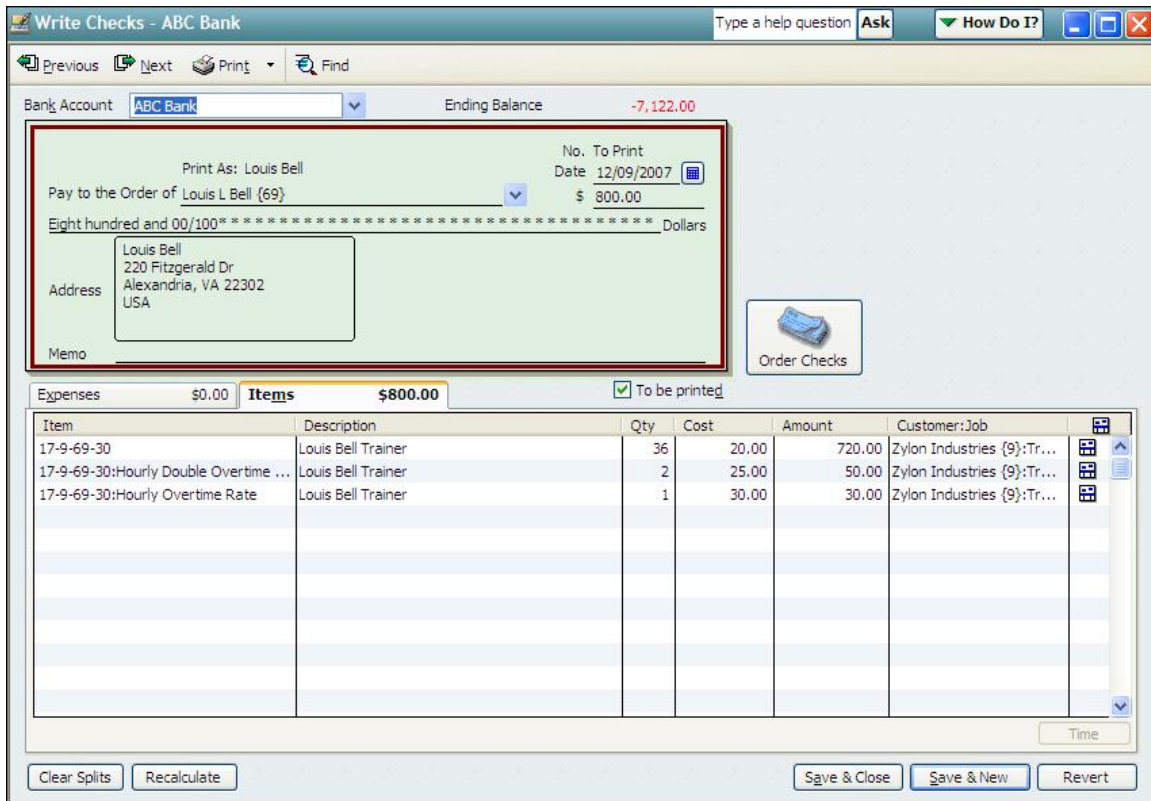
Bill To: Zylon Industries, 3201 Shaw Blvd, Alexandria, VA 22302, USA

Quantity	Item Code	Description	Price Each	Amount
36	17-9-69-30	Louis Bell Trainer	22.00	792.00
2	17-9-69-30:Hourly Double Overtime Rate	Louis Bell Trainer	28.75	57.50
1	17-9-69-30:Hourly Overtime Rate	Louis Bell Trainer	36.00	36.00

Total: 1,777.60

Buttons: Apply Credits, Save & Close, Save & New, Revert

Screenshot of Invoice automatically generated by the CURA QB Sync Tool



Screenshot of Pay Cheques automatically generated by the CURA QB Synch Tool

Additional Features:

(Please note the features mentioned below are dependent on the Version of Quickbooks you are running and your Quickbooks Setup)

1. Together with the ability of automatically creating Invoices, you are able to group Invoices by either one of the following:
 - a. Placement
 - b. Client
 - c. Job Orders (This preference is only if you transfer Job Orders in CURA as clients in QuickBooks)
2. In transferring Candidate information, you have the option of transferring candidates from CURA as either Employee or Vendor in QuickBooks. This depends on the version of Quickbooks you are running.
3. In transferring Client information, you have the option of transferring just Clients or moving Clients and Job Orders.
4. Provides you with the ability of importing your Revenue and Expense Accounts from QuickBooks into the CURA QuickBooks Synchronization Tool.
5. Provides you with the ability of importing your Bank Account items from QuickBooks into the CURA QuickBooks Synchronization Tool.
6. Provides you with the ability of importing Payroll Items from Quickbooks into the CURA Quickbooks Synchronization Tool if candidates are being transferred from CURA into Quickbooks as Employees. If candidates are being transferred as Vendors, Payroll Items become Type-in Fields where you are free to create your own Payroll Items.